

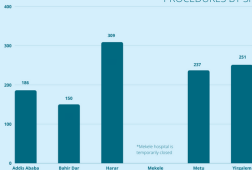


# Hamlin Impact Report

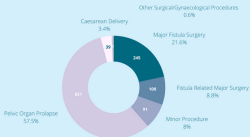
JULY-DECEMBER 2021

## **TREATMENT IMPACT REPORT** JULY-DECEMBER 2021

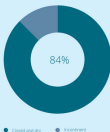
## JUL-DEC 2021 PROCEDURES BY SITE



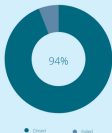
## YTD JUL - DEC 2021 PROCEDURES BY TYPE



INCONTINENCE  
CURE RATE  
(% MAJOR FISTULA SURGERY)  
YTD 2021



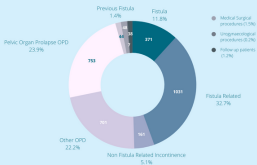
FISTULA CLOSURE RATE  
(% MAJOR FISTULA SURGERY)  
YTD 2021



JULY-DEC 2021  
OUTPATIENTS BY SITE



## YTD JUL - DEC 2021 OUTPATIENT APPOINTMENTS BY TYPE



98% of target surgeries

**1133**  
TOTAL SURGERIES  
JULY-DEC 2021